REVISIONS		
ISS	ZONE	DESCRIPTION\PER REQUEST\DATE
A	A-7	1436-1111U3-31C-50 WAS 1436-1111U3-31-50 \RD-DM090806002\08-06-'20

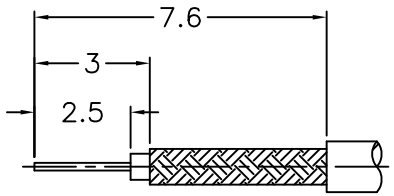

RECOMMENDED
CABLE STRIPPING DIM'S
（建議剝線尺寸）

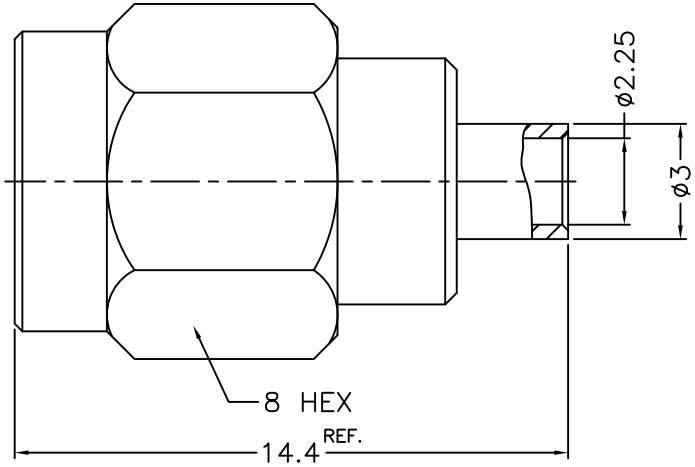

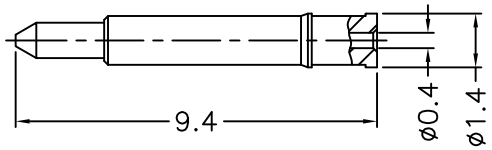

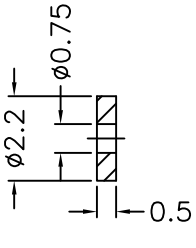

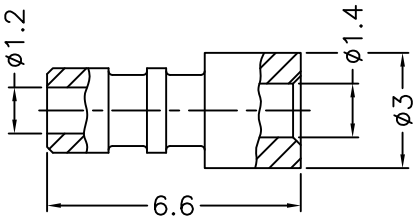

NOTES: FINISH (PLATING THICKNESS IN MICRO-INCHES)
1. BRASS
2. THIN GOLD OVER NICKEL PL. 50 MIN. THICK OVER COPPER PL. 50 MIN. THICK
3. GOLD PL. 3 MIN. THICK OVER NICKEL PL. 50 MIN. THICK OVER COPPER PL. 50 MIN. THICK
4. PTFE
5. PASSIVATED

1. CRIMPED FERRULE HEX CRIMP SIZE .1"
2. CONTACT PIN TO SOLDER

RoHS COMPLIANT

NO.	DESCRIPTION	MATERIAL	FINISH	Q'TY	DRAWING NO.
8	FERRULE	NOTE 1	NOTE 2	1	
7	INSULATOR	NOTE 4	NATURAL	1	
6	CONTACT PIN	NOTE 1	NOTE 3	1	
5	GASKET	SILICONE	RED	1	
4	RETAINER RING	SUS 304	NOTE 5	1	
3	INSULATOR	NOTE 4	NATURAL	1	
2	BODY	NOTE 1	NOTE 2	1	
1	SHELL	NOTE 1	NOTE 2	1	

DIMENSIONS ARE IN MILLIMETERS

UNLESS OTHERWISE SPECIFIED TOLERANCES
0.5-6 = ±0.2
6-30 = ±0.4
30-120 = ±0.6
120-315 = ±1
315-1000 = ±1.6
1000-2000 = ±2.4

SCALE 5/1 | ISSUE A

PART NO.

APPROVED DATE 08-06-'20

CHECKED DATE 08-06-'20

DRAWN DATE 08-06-'20

G.L.I.

TITLE
SMA CRIMP PLUG
(FOR 1.32 O.D DB MICRO-CABLE)

DRAWING NO.
1436-1111U3-31C-50

FILE NO. R:\D\DWG\1436\1111U3\31C\50